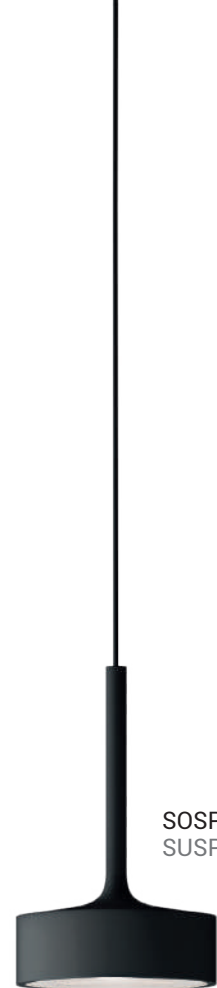




PLAFONE / PARETE
CEILING / WALL



Forma. Shape.



SOSPENSIONE
SUSPENSION



GROOVE *cro*
BINARIO TRIFASE
THREEPHASE TRACK



YAKI *cro*
BINARIO 48V
48V TRACK





HOLE



Restyle



Proiettore LED di forma tonda con alimentatore integrato per illuminazione puntuale. Applicabile a parete, a soffitto, a sospensione e a binario (installabile su binario trifase GROOVE evo e YAKI evo). Disponibile con base nera o bianca, con anello in sei finiture (bianco, nero, cromo, oro, bronzo, rame).

Round LED projector with integrated driver and spot light emission. Applicable to wall, ceiling, suspension and track (it can be installed on GROOVE evo and YAKI evo). Available with black or white base, with ring in six finishes (white, black, chrome, gold, bronze and copper).









Orientabile su due assi di 355° rispetto all'asse verticale e di $\pm 90^\circ$ rispetto all'asse orizzontale. Proposto con ottica di 38° e disponibile ottica da 12° da ordinare separatamente come accessorio. Struttura in pressofusione di alluminio verniciato con polveri. In virtù dell'ottima resa cromatica (CRI>90) e della versatilità di utilizzo, il prodotto è adatto per ambienti retail, residenziali e spazi museali.

Adjustable on two axes can be tilted at 355° on the vertical axis and adjusted $\pm 90^\circ$ on the horizontal axis. Proposed with optic of 38° and available optic of 12° to be ordered separately as accessory. Die-cast aluminium body powder painted. Thanks to its versatility is suitable for retail rooms, residential and museum spaces as it provides a pleasant light, free from glare and shadows.

HOLE

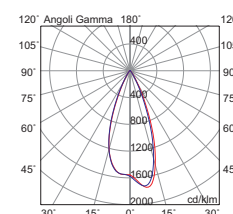
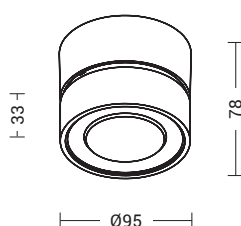
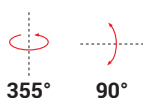
Restyle



Codice Code	CCT	Flusso lm Flux lm	Potenza Wattage	Dimensioni mm Dimensions mm
HOL102XX	3000K	1446	13W	Ø95 x 78



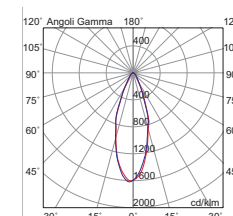
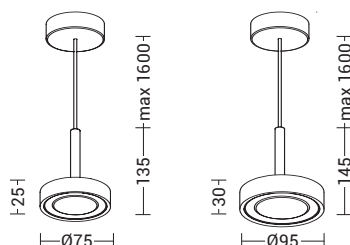
Codice Code	CCT	Flusso lm Flux lm	Potenza Wattage	Dimensioni mm Dimensions mm
HOL002XX	3000K	1446	13W	Ø95 x 78



new



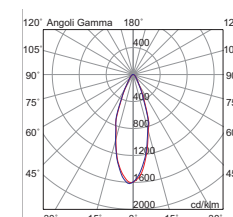
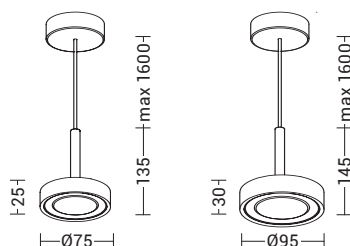
Codice Code	CCT	Flusso lm Flux lm	Potenza Wattage	Dimensioni mm Dimensions mm
HOL120XX	3000K	670	7W	Ø75 x 130
HOL130XX	3000K	1446	13W	Ø95 x 150



new



Codice Code	CCT	Flusso lm Flux lm	Potenza Wattage	Dimensioni mm Dimensions mm
HOL020XX	3000K	670	7W	Ø75 x 130
HOL030XX	3000K	1446	13W	Ø95 x 150



Finiture Anello Ring finishes



Accessori Accessories



MT.HOL12
ottica intercambiabile (12°)
interchangeable optic (12°)
per codici for codes:
**HOL102/HOL002/HOL130/
HOL030**

MT.YUG60
ottica intercambiabile (60°)
interchangeable optic (60°)
per codici for codes:
HOL120/HOL020

Altre applicazioni Other applications



Binario Track:
48V **YAKI** *crò* - p.245
TRIFASE *THREEPHASE*
GROOVE *crò* - p.267

YAKI *evo*

48V

HOLE



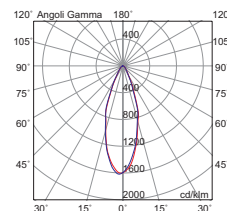
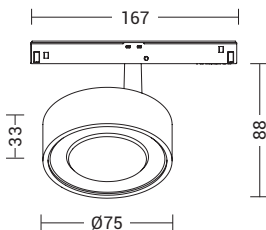
YAK107XX
struttura nero
black structure

YAK207XX
struttura bianco
white structure



LED 38° CRI≥90 IP20

Codice Code	CCT	Flusso lm Flux lm	Potenza Wattage	Dimensioni mm Dimensions mm
YAK107XX	3000K	670	7W	Ø75 x 167 x 88
YAK207XX	3000K	670	7W	Ø75 x 167 x 88



Restyle

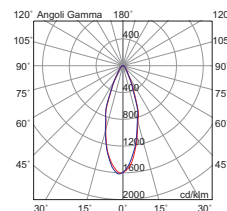
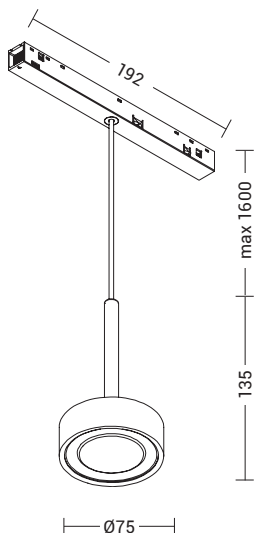


HOL004XX
struttura nero
black structure


HOL104XX
struttura bianco
white structure

LED 38° CRI≥90 IP20

Codice Code	CCT	Flusso lm Flux lm	Potenza Wattage	Dimensioni mm Dimensions mm
HOL004XX	3000K	670	7W	Ø75 x 135
HOL104XX	3000K	670	7W	Ø75 x 135



Finiture Anello Ring Finishes

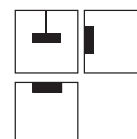


Accessori Accessories



MT.YUG60
ottica intercambiabile (60°)
interchangeable optic (60°)

Altre applicazioni Other applications



Sospensione Suspension
Plafone Ceiling
Parete Wall
p.51

GROOVE *evo*

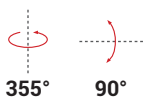
TRIFASE THREEPHASE

HOLE



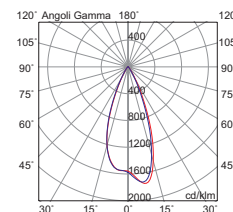
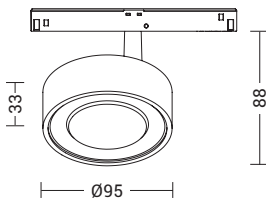
HOL001XX
struttura nero
black structure

HOL101XX
struttura bianco
white structure



LED 38° CRI≥90 IP20

Codice Code	CCT	Flusso lm Flux lm	Potenza W W	Dimensioni mm Dimensions mm
HOL001XX	3000K	1446	13W	Ø95x 33 x 88
HOL101XX	3000K	1446	13W	Ø95x 33 x 88



Restyle

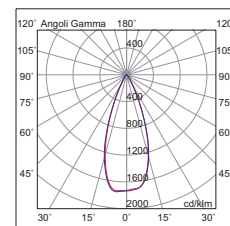
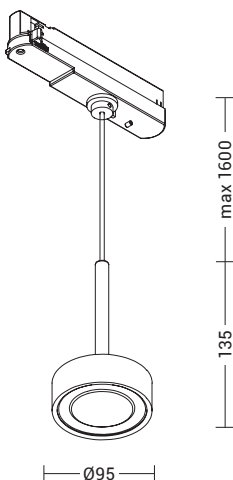


HOL007XX
struttura nero
black structure


HOL107XX
struttura bianco
white structure

LED 38° CRI≥90 IP20

Codice Code	CCT	Flusso lm Flux lm	Potenza W W	Dimensioni mm Dimensions mm
HOL007XX	3000K	1446	13W	Ø95 x 135
HOL107XX	3000K	1446	13W	Ø95 x 135



Finiture Anello Ring finishes

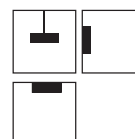


Accessori Accessories



MT.HOL12(12°)
ottica intercambiabile
interchangeable optic

Altre applicazioni Other applications



Sospensione Suspension
Plafone Ceiling
Parete Wall
p.51